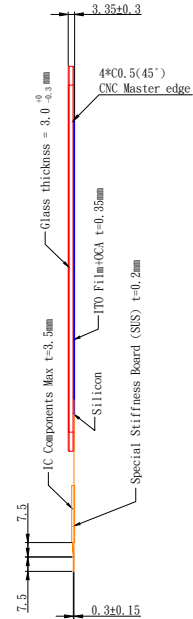
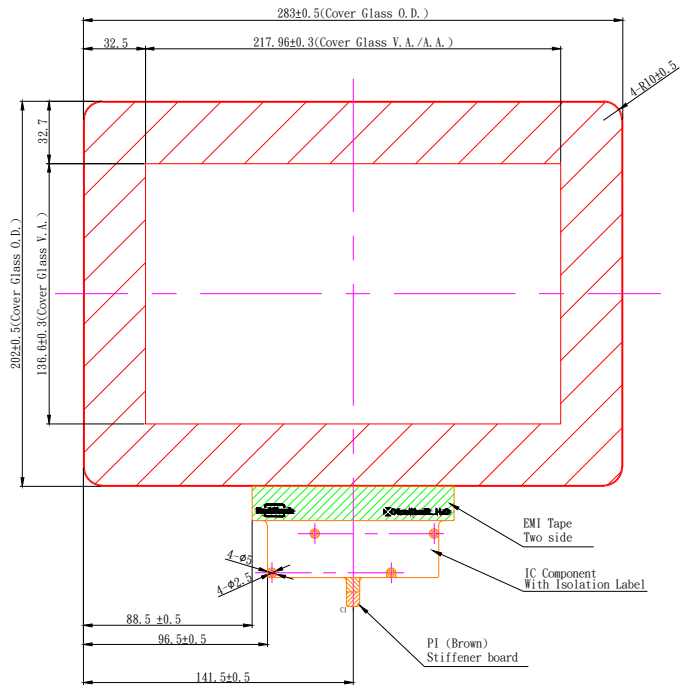
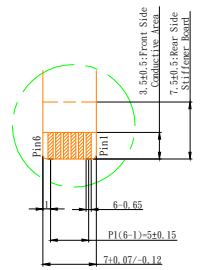
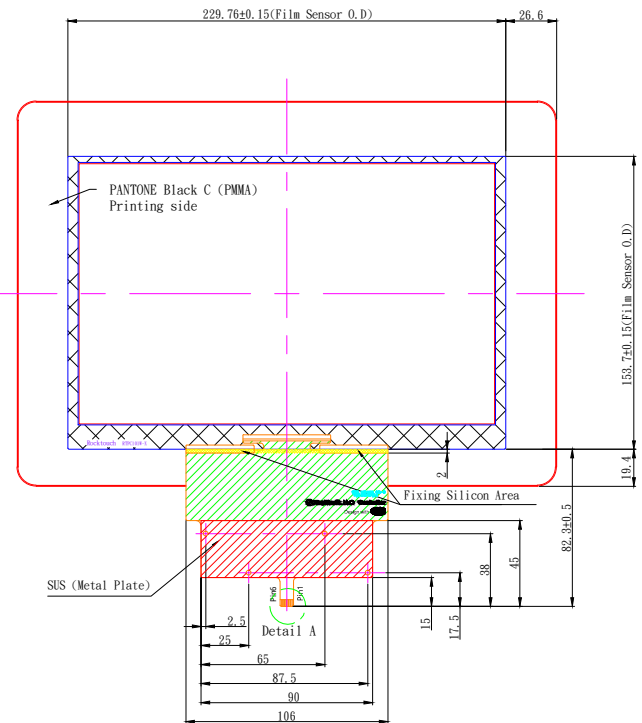


Front VIEW



Back VIEW



Detail A

Printing Info :

Background Printing Type :	<input checked="" type="checkbox"/> PMMA	<input type="checkbox"/> CERAMIC 700°C	Background Color :	<input checked="" type="checkbox"/> Pantone Black C
Logo Printing Type :	<input type="checkbox"/> PMMA		Logo Color :	<input type="checkbox"/>

Note:

- To choose the interface just add at the end of the part number the following : I - for I2C
- Tolerance: +-0.3mm
- Finger input only or special conductive pen
- Surface Hardness: 7H (Semi-Tempered Glass)
- Transmittance: >85% (JIS-K7105)
- Surface Treatment: None
- Distance between LCD and touch panel need to be minimum 1.0mm otherwise touch maybe will not work correctly
- If customer put a front cover all around need use at least 2mm thick gasket between touch and metal frame
- USB max ripple acceptable is 50mV, in other case touch will not work correctly
- Referring to the integration guide to avoid any integration noise issue

CI: I2C	
Pin 01	GND
Pin 02	SDA
Pin 03	SCL
Pin 04	VDD
Pin 05	INT
Pin 06	RST

Customer Approval		Part Number		RTPC101W-H30BP1-I	
Date	Res. Date	Person	Description		
Company					
Name					
Signature	Date	Design By	Date	Check By	Date
					Approved By

